

Strength in Partnerships



**RI-MUHC
ANNUAL REPORT
2018
ADULT AND PEDIATRIC
BIOMEDICAL RESEARCH**



Centre universitaire
de santé McGill
Institut de recherche



McGill University
Health Centre
Research Institute


With our many vital partners,
the Research Institute of the
McGill University Health Centre
(RI-MUHC) brings real
change to health care.



TABLE OF CONTENTS

3	Message from Bruce Mazer and Raymond Royer
4	Message from Aimee Ryan
4	Message from David Eidelman and Martha Crago
5	Message from Martine Alfonso
6	Our Research Community
7	Year of Inspired Collaborations
10	Pooling Research Expertise into Dynamic Initiatives
16	Business Development Activities
17	Focus on Our Research Trainees
18	Awards and Recognition
19	Salary Awards
20	Publications
24	Funding Summary
26	Oversight
27	Your Support
28	About This Report





446

active members, including fundamental, clinical and evaluative researchers



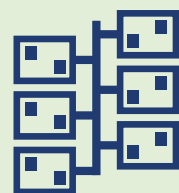
1,260

research trainees, including **390** M.Sc. and **505** PhD candidates, **216** postdocs and **150** clinical research fellows



Over **1,100**

staff in research and administration




Over **31,000**

square metres of research space



Over **1,900**

peer-reviewed scientific publications



Over **2,000**

scientific talks given by our researchers worldwide



Ongoing research collaborations with **62** countries



Multimillion-dollar license agreements from **2** intellectual property portfolios



362 research contracts and **444** agreements signed


MESSAGE FROM

Bruce Mazer, MD, and Raymond Royer

AROUND THE TIME THAT OUR YOUNG RESEARCH TRAINEES WERE BORN, most scientific publications had two or three authors and labs worked like small businesses, each having its own niche product. Today it's rare to publish a study from one lab. Collaboration and cooperation between several research groups in the same institute is almost a given, and the most influential work involves multiple groups in numerous cities, frequently in multiple countries.

This annual report highlights how the Research Institute of the McGill University Health Centre (RI-MUHC) is taking collaboration to new heights. Indeed, our researchers have a long history of work advancing global health in areas as diverse as the impact of breastfeeding, vaccine development, infectious diseases, and metabolic conditions, to name only a few. This year we want to underscore that our researchers continue this tradition of excellence with studies that have tremendous international impact. Moreover, with new, innovative programs across the lifespan in such domains as infection and immunity, cancer, cardiovascular disease, neuroscience and computational medicine, we are forging important new bonds with our partners at McGill University and at other large hospital and university-based research institutes in Montreal and across Quebec.

In particular, we thank our Foundations for their spectacular support over the past year and thank our community of scientists and clinical investigators, the prime movers and creative sparks behind these efforts. We take pride in our partners, ongoing and new. Collaboration is the best way to ensure that the fruits of our research not only influence our world-class hospital, the MUHC, but reach out and touch Montreal, Quebec, and Canada, ultimately contributing to our global healthcare ecosystem.



BRUCE MAZER, MD (centre), Executive Director and Chief Scientific Officer (Interim), RI-MUHC



RAYMOND ROYER, Chairman of the Board of Directors, RI-MUHC



MESSAGE FROM
Aimee Ryan, PhD

THE GOALS OF CHILD HEALTH RESEARCH AT THE RESEARCH INSTITUTE OF THE MCGILL UNIVERSITY HEALTH CENTRE (RI-MUHC) ARE TWOFOLD: to improve the quality of life for children with disease and to find cures! Research that paves the road to these goals is never a solo effort—it is a partnership. At the heart of our research are teams led by our accomplished fundamental and clinician scientists, the hard work of our trainees, the expertise of support staff, local, national and international collaborations, and the patients and families who participate in research studies.

Congratulations to all of our child health researchers on another outstanding year! For a sampling of success stories, read about the innovative research partnership of **Dr. Nada Jabado** and **Jacek Majewski, PhD** (McGill University and RI-MUHC) with **Dr. Michael Taylor** (SickKids) on page 14, and about international teams led by **Dr. Bethany Foster** on page 8 and by **Dr. Nancy Braverman** on page 16.

Thank you to The Montreal Children’s Hospital Foundation, its staff and generous donors, who enable large-scale funding partnerships with national and international agencies and provide support to launch innovative research projects that will be the successes of tomorrow. ■

MESSAGE FROM
McGill University

COLLABORATION IS AT THE HEART OF HEALTHCARE INNOVATION. This is true at the micro level, where interprofessional teams work in sync to provide patients with the best possible care. It is also true at the macro level, where institutions come together to address some of the world’s greatest health threats.

At McGill we are very proud of our longstanding partnership with the RI-MUHC. Spanning neuroscience to cancer, wonderful examples of the fruits of our collaborations can be found throughout this report. The *McGill Interdisciplinary Initiative in Infection and Immunity*, launched this year, is one case in point where our research community is coming together in force to develop innovative means of translating their research into new knowledge, treatments and technologies to tackle some of society’s most formidable health challenges.

We warmly congratulate our colleagues and friends at the RI-MUHC on yet another successful year, and look forward to again combining strengths in the year ahead for our patients. ■



AIMEE RYAN, PhD
Deputy Executive Director and Deputy Chief Scientific Officer (Interim), Research Institute of the McGill University Health Centre (RI-MUHC)
Head of Child Health Research (Interim), MUHC



DAVID EIDELMAN, MD, CM, FRCPC
Vice-Principal (Health Affairs) and Dean, Faculty of Medicine



MARTHA CRAGO, PhD, CM
Vice-Principal (Research and Innovation)



MESSAGE FROM
the McGill University Health Centre (MUHC)

IF THE HALLMARK OF A SUCCESSFUL ACADEMIC HEALTH CENTRE IS PERFORMANCE that keeps it at the forefront of excellence and innovation in matters of patient care, research, education and health technologies, then maximizing the investments it receives is critical. Prioritizing strategies capable of positively influencing performance is equally incontrovertible.

One performance strategy is to build greater capacity for knowledge generation and sharing. Hence, *strength in partnerships* is a fitting annual report theme for the Research Institute of the McGill University Health Centre (RI-MUHC). Partnerships bridge the divide between geography, technology, experience and expertise. They draw on typical and atypical relationships to accelerate the elucidation of topics of local to global concern, and translate discoveries into improved health outcomes for people across their lifespan.

Throughout 2017-2018, the RI-MUHC nurtured highly collaborative and regularly interdisciplinary/inter-industry partnerships (some highlighted in this report) that led to innovative clinical trials, screening tests, personalized treatments, and other inspiring advances in health care. Collectively, these results underscore the value of relationships in capacity-building and the breadth and depth of the return on investment for governmental, non-governmental and individual funders.

I congratulate and thank the RI-MUHC’s leaders for their performance. I also extend my appreciation to **Dr. Bruce Mazer** for serving enthusiastically as interim executive director and chief scientific officer, as well as to the Board for its oversight.

The RI-MUHC’s beauty lies in its potential to improve the health outcomes of people, regardless of where they live. Thus, partnerships should never be underestimated. My final thank you is therefore reserved for all those who, by virtue of investing in research, are invaluable partners in the future we are shaping today. ■



MARTINE ALFONSO
Interim President and Executive Director



The Research Institute of the McGill University Health Centre

CENTRE FOR INNOVATIVE MEDICINE



CIM

CENTRE FOR OUTCOMES RESEARCH AND EVALUATION



CORE

CENTRE FOR TRANSLATIONAL BIOLOGY



CTB



Each of our **research programs** unites investigators from all three **centres**, drawing from the expertise of clinical, fundamental and evaluative researchers.

Year of Inspired Collaborations

Better screening for ovarian and endometrial cancers

"IF A CANCER IS DETECTED EARLY, it can be cured," says **Dr. Lucy Gilbert**. She and **Dr. Kris Jardon**, both from the Cancer Research Program and Centre for Innovative Medicine, collaborated with **Dr. Bert Vogelstein** at Johns Hopkins to develop a screening test that provides a safe and minimally invasive method for earlier diagnosis of ovarian and endometrial cancers. This test—called PapSEEK—analyzes small amounts of cancer DNA obtained from Pap samples from the cervix and uterus, as well as from blood. The technique promises an important advance for these cancers, which are usually diagnosed at a late stage. ■



Lucy Gilbert, MD, M.Sc. (left), and Kris Jardon, MD

"If a cancer is detected early, it can be cured."
—Dr. Lucy Gilbert



George Zogopoulos, MD, PhD (right), with MUHC patient Richard Beauchamp

Pancreatic cancer research: Personalized approach brings new hope

DR. GEORGE ZOGOPOULOS (Cancer Research Program and Centre for Translational Biology) is co-principal investigator on a Canadian research team focused on Enhanced Pancreatic Cancer Profiling for Individualized Care (EPPIC). Led by investigators at BC Cancer and the University of British Columbia, the project is funded by the Terry Fox Research Institute. Over the next five years EPPIC aims to improve personalized treatments for patients with pancreatic ductal adenocarcinoma (PDAC), a disease with a five-year survival rate of eight per cent. The priority is to identify molecular subtypes of pancreatic cancer that could respond to more targeted treatments. ■

The priority is to identify molecular subtypes of pancreatic cancer that could respond to more targeted treatments.



Tackling adherence to treatment in young kidney transplant patients

LOW ADHERENCE TO MEDICATION is a major factor in the high level of organ rejection in young kidney transplant patients. Transplant specialists and researchers from eight leading pediatric medical centres across Canada and the United States have united to make a difference with an innovative clinical trial. Led by **Dr. Bethany Foster** (Child Health and Human Development Program and Centre for Outcomes Research and Evaluation), the team tested a new intervention, TAKE-IT, to improve adherence to treatment in adolescents. Results show that patients who used the digital health medication management and adherence solution in combination with coaching had a 66 per cent higher adherence to anti-rejection medicine. ■



▲ **Bethany Foster, MD, M.Sc.** (left), with transplant recipient **Audrey Grenier**



◀ The clinical trial TAKE-IT monitored medication-taking with an electronic pillbox developed by Vaica

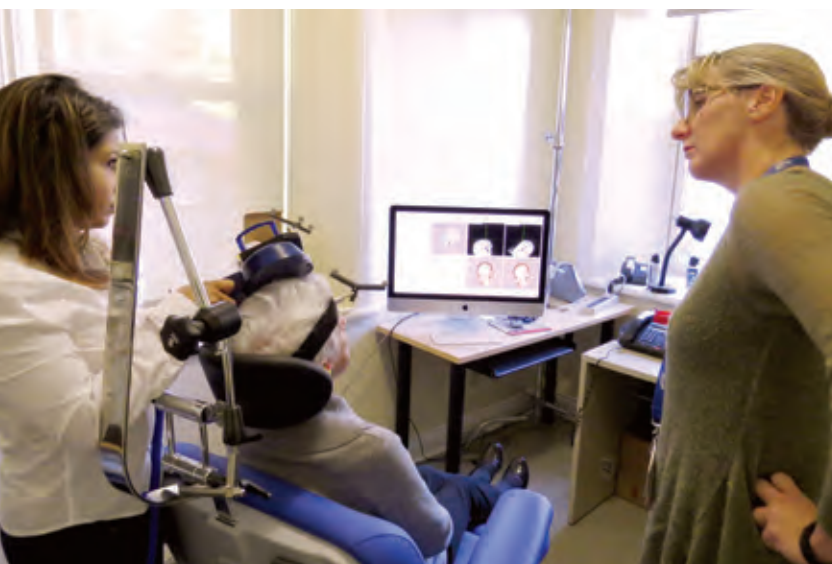
“We hope to improve thinking and memory abilities for patients living with the disease.”

—Dr. Lisa Koski

Testing a noninvasive means of slowing down mild Alzheimer’s

DR. LISA KOSKI (Brain Repair and Integrative Neuroscience Program and Centre for Translational Biology) is participating in a study testing the use of magnetic fields to slow down mild Alzheimer’s disease. Her lab is one of three worldwide sites recruiting participants with early to mid-stage Alzheimer’s to undergo repetitive transcranial magnetic simulation (rTMS) treatment. “By increasing activity in the frontal lobe, parts of the brain affected by Alzheimer’s, we hope to improve thinking and memory abilities for patients living with the disease,” says Dr. Koski. The clinical trial is led by **Zahra Moussavi** at the University of Manitoba in collaboration with the MUHC in Quebec and Monash University in Australia. ■


Lisa Koski, PhD (right), and research assistant **Rishanthi Sivakumaran, PhD**, performing the noninvasive rTMS procedure



Targeting innate immunity for vaccine against tuberculosis

ONE THIRD OF THE WORLD population is infected with *Mycobacterium tuberculosis*, the causative agent of tuberculosis (TB), and around two million people die of TB every year. Collaborative work between **Maziar Divangahi, PhD** (associate leader of the Translational Research in Respiratory Diseases Program and associate director of the McGill International TB Centre) and **Luis Barreiro, PhD**, a geneticist at the Université de Montréal, has identified genomic pathways responsible for the memory-innate immunity against TB. This study opens a new paradigm for developing a novel vaccine against TB and potentially other infectious diseases like flu. It is funded by a CIHR Foundation Grant. ■

A new weapon to combat a global killer



Maziah Divangahi, PhD (right), and postdoctoral fellow **Eva Kaufmann, DVM, PhD**

Artificial pancreas systems to control sugar levels in diabetes patients

OVER 300,000 CANADIANS live with type 1 diabetes, but less than one in five patients achieve glucose targets to minimize the risk of long-term complications affecting the kidneys, eyes and heart. **Ahmad Haidar, PhD**, a biomedical engineer in the Metabolic Disorders and Complications (MeDiC) Program and Centre for Innovative Medicine, is collaborating with clinical endocrinologists, **Drs. Laurent Legault** (Child Health and Human Development Program), **Michael Tsoukas** and **Jean-François Yale** (MeDiC), on a novel solution. The team has developed mechanical artificial pancreas systems that regulate sugar levels in type 1 diabetes patients. Using glucose sensors and mathematical algorithms, these systems deliver the precise amount of hormones needed. ■

Reducing the risk of long-term complications




Biomedical engineer **Ahmad Haidar, PhD**, teamed up with clinical endocrinologists



Pooling Research Expertise into Dynamic Initiatives

Reaching for policy-changing results with global impact, our researchers prove that the whole is indeed greater than the sum of its parts.

Investigators at the Research Institute of the McGill University Health Centre (RI-MUHC) work closely with academic and clinical colleagues from McGill University and the MUHC to build initiatives with the scope to address critical health problems. This meeting ground of technologies and expertise is a springboard to partnerships with institutions and industries across Quebec, Canada and the world.



Coming together to fight infectious and immune threats to global health

“WE HAVE THIS INCREDIBLE NEW SUPERHOSPITAL, a large patient population, cutting-edge research facilities, and world-class scientists,” says **Dr. Don Sheppard** (Infectious Diseases and Immunity in Global Health Program and Centre for Translational Biology). “We want to be the catalyst that brings all of these elements—from the RI-MUHC, from the wider McGill community, from the MUHC and Jewish General Hospital—together.”


Dr. Sheppard is talking about the new *McGill Interdisciplinary Initiative in Infection and Immunity*, of which he is director. The initiative—which revolves around four themes: antimicrobial resistance, emerging and re-emerging diseases, infections in vulnerable populations, and diseases of altered immunity—was launched in 2018 after the MUHC Foundation and McGill University secured a \$15-million gift from the visionary Deggone Foundation.

“We have a real opportunity to become a world leader in the infection and immunity space,” says Dr. Sheppard.

And, along with co-director **Dr. Marcel Behr**, also from the Infectious Diseases and Immunity in Global Health (IDIGH) Program and Centre for Translational Biology, Dr. Sheppard is getting things off to a roaring start.

“We are not letting the grass grow under our feet,” he says. “Our goal is to have funded projects running within a year of getting our funding.”

“This is really a transformational initiative,” says **Dr. Makeda Semret** (IDIGH Program and Centre for Innovative Medicine), whose research focuses on hospital-associated infections and antimicrobial



Marcel Behr, MD, M.Sc. (left), co-director, and **Don Sheppard, MD**, director of the McGill Interdisciplinary Initiative in Infection and Immunity

resistance in Canada and in Africa and who is one of the many researchers involved in the early stages of the project.

“It helps to bring people together,” she explains. “Just through my involvement so far, I’ve met people who work at McGill whom I didn’t know before. This is already generating collaborations and ideas I would not have thought of on my own.”

cont’d on page 12



Makeda Semret, MD, M.Sc.

“This is really a transformational initiative...”

—Dr. Makeda Semret



Working together to eliminate hepatitis C in vulnerable populations: from right to left, **Marina Klein, MDCM, M.Sc.**, and **Nadine Kronfli, MD, MPH**, both with the IDIGH Program and Centre for Outcomes and Evaluative Research at the RI-MUHC, have joined forces with **Christina Greenaway, MD, M.Sc.**, from the Centre for Clinical Epidemiology at the Lady Davis Institute for Medical Research, Jewish General Hospital

cont'd from page 11

This is exactly what **Dr. David Eidelman**, Vice-Principal Health Affairs, McGill University, wants to see happening. "This is a different way of doing business," he explains. "It's thinking big, about how we can take our place with the best in the world."

"A lot of the work we do is, by necessity, focused on individuals or small groups, and that is very important," he says. "But we need to bring people together who don't necessarily cross paths in the hallways."

The initiative is also addressing the challenge of bringing patients and science together. "We are building some very concrete bridges between clinical care and research," Dr. Sheppard explains. "It is time

for translational research to be more than just a concept written on a piece of paper, but something that we live."

The work by the 250 investigators connecting in this initiative over the next five years will have an impact at multiple levels throughout the care continuum, he adds. There will be people and projects focused on "making sure that when we have new treatments, new diagnostics, and new approaches, that we can actually get them to the communities that need them the most." ■

"It is time for translational research to be more than just a concept written on a piece of paper, but something that we live."

—Dr. Don Sheppard

Treating vulnerable populations at risk for tuberculosis

IT IS ESTIMATED THAT ONE QUARTER of the world's population has latent tuberculosis (TB). "It's variable, but between 10% and 20% of people with latent TB will develop the disease," says **Dr. Dick Menzies**, associate director of the McGill International TB Centre until mid-2018 and a member of the Translational Research in Respiratory Diseases Program and Centre for Outcomes Research and Evaluation at the RI-MUHC.

The standard treatment for latent TB is currently nine months of isoniazid, an antibiotic that can have serious side effects. "Because of the length of treatment and fear of toxicity, it hasn't been very well accepted by either doctors or patients," says Dr. Menzies.

But now, capping a decade of contributions to this field—work enriched by the collaboration of international partners and research trainees—his team has uncovered an alternative.

In two papers in the *New England Journal of Medicine* in 2018, Dr. Menzies and colleagues presented the results of practice-changing studies in the treatment of latent TB. These studies showed that four months of treatment with the antibiotic rifampin is both safe and effective in adults and children.

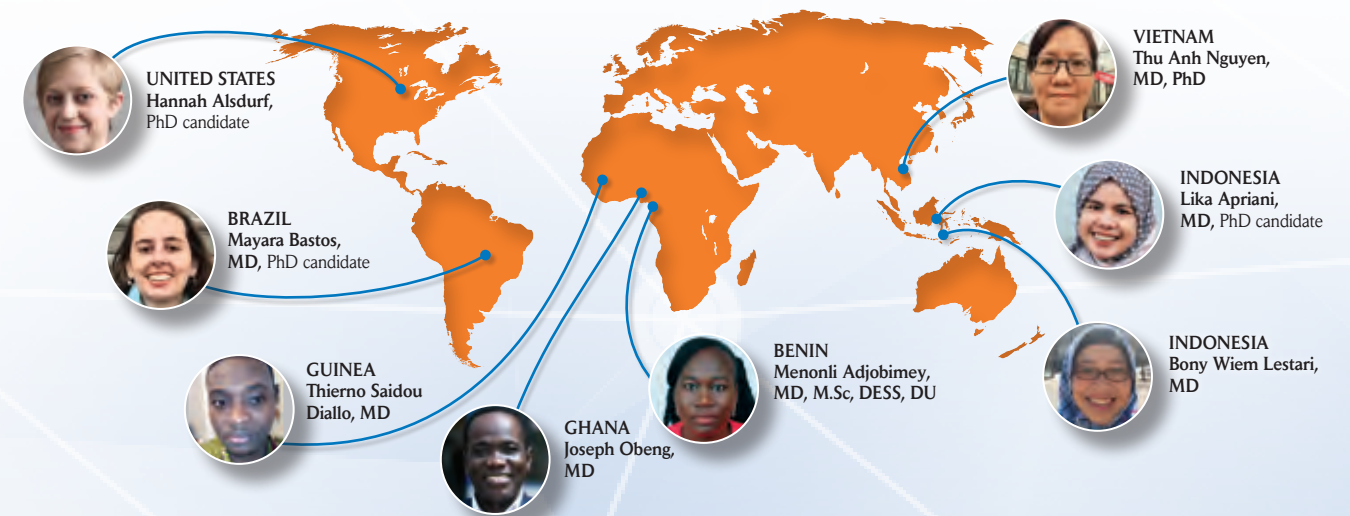
"The treatment with rifampin is obviously better because it's that much shorter, but more important, it is much safer," says Dr. Menzies.



Dick Menzies, MD (right), with research coordinator **Chantal Valiquette**

"I am convinced these trials will result in a policy change to make this a standard treatment for latent TB," says **Dr. Madhukar Pai**, director of the McGill International TB Centre.

Dr. Menzies has already been talking to international policy-makers. "It's early days, but I think in many countries this will become the standard regimen," he says. ■



Trainees from around the world come to work with investigators in the TB group, reflecting many partnerships with international research centres. Dr. Menzies encourages this exchange and spends time himself at each study site yearly.



Using genomics to develop personalized treatment for childhood brain cancer

“IN ORDER TO HELP PEOPLE, I need to understand. That’s my way of dealing with things,” says **Dr. Nada Jabado** (Child Health and Human Development Program and Centre for Translational Biology), a pediatric hemato-oncologist who works with children who have brain cancer.

For help in understanding pediatric glioblastomas, Dr. Jabado turned to **Jacek Majewski, PhD** (Child Health and Human Development Program), a specialist in genome analysis.

Using a genomic approach, the team discovered mutations in the histone genes that were implicated in up to 40% of pediatric glioblastomas.

“This was a major step forward,” says Dr. Jabado. “It showed us that everything we were doing for those brain tumours was wrong because we weren’t looking at the right target.”

But this was only the first step. Now, with **Dr. Michael Taylor**, a geneticist and neurosurgeon at



Dr. Jabado (left) and research associate **Leonie Mikael, PhD**, examining immunofluorescent tumour cells

SickKids—and \$13 million in new funding from Genome Canada—the expanded team is using next-generation sequencing tools to dig further into these mutations.

“Some of these techniques have only become available very recently,” says Jacek Majewski. “Now with genomics, transcriptomics, and new sequencing tools, we can look at everything together.”

“This allows us to better identify potential targets for treatment,” Dr. Jabado explains. There are things that can be done immediately—for example, genetic alterations that already have a

drug—and things that can be done to buy time while the researchers look for a cure.

“It’s not an easy road; it’s not going to be solved tomorrow, but we are on track,” she says. ■



Slowing the growth of pediatric brain cancer: **Nada Jabado, MD, PhD** (left), and **Jacek Majewski, PhD**



Learning how to see ... using video games

“KIDS DON’T PLAY THINGS THAT AREN’T FUN,” says **Robert Hess, PhD**, a member of the Brain Repair and Integrative Neuroscience Program and Centre for Translational Biology at the RI-MUHC.

The researcher was looking for a way to try out a new treatment for amblyopia—commonly known as lazy eye—in children.

In adults, he and his colleagues had discovered that by using the game Tetris and a set of goggles that showed different things to each eye, they could train the eyes to work together.

“We changed the way people think about amblyopia,” he says. “It was thought that people with amblyopia could never get back binocular vision because they lost it as kids.”

But his experiments with adults showed that amblyopia was a problem in the brain, not the eye, and that the brain could be retrained.

The next step was to try the treatment on children, and a start-up company, Amblyotech, was formed to market the video treatment among eye professionals. The challenge? Getting the kids to use it.

Enter **Mathieu Ferland**, a senior producer at Ubisoft, a well-known video game company, who met Robert Hess at a hacking event. The two started talking and a partnership was born.

It was a good fit. “Ubisoft doesn’t want to develop medical expertise,” explains



Robert Hess, PhD, and research trainees test an android tablet developed by Ubisoft for therapeutic video games (above) and a HoloLens for testing 3D vision (below).

Mathieu Ferland. “We want to bring what we are good at to the table: in this case, user engagement.”

“And now we have a number of fancy video games that work on the principle that we developed,” says Robert Hess.

Next up? Movies, animations and TV shows, for those with amblyopia who don’t like playing video games. ■





Bringing an innovative retinal gene therapy to clinic

IMAGINE A WORLD DEVOID OF COLOUR, a world where the smile of a loved one is indistinguishable from a black abyss. This world is the everyday reality for people suffering from Zellweger spectrum disorder (ZSD). Affecting around 2,000 people worldwide, most of them children, ZSD is a rare genetic disease driven by a mutation that causes degeneration in the retina of the eye. A cure for the resulting vision loss previously seemed impossible. However, thanks to an innovative research team led by **Dr. Nancy Braverman** (Child Health and Human Development Program; Centre for Translational Biology), that cure is potentially in sight.

Dr. Braverman, a medical geneticist, assembled a team of scientists and clinicians from the Université de Montreal, Johns Hopkins University, the University

of Pennsylvania and the University of Southern California. Each of their contributions, ranging from a mouse model of ZSD to expertise in retinal gene correction delivery systems, proved crucial to completing the puzzle: a retinal gene therapy capable of correcting the most common mutation that causes ZSD. Dr. Braverman's own laboratory demonstrated that correcting this mutation in a mouse model both slowed and reversed vision loss.

With these groundbreaking findings, Dr. Braverman approached **Costas Karatzas, PhD**, of the Business Development and Contracts Office at the RI-MUHC, who worked with the team to build partnerships and secure financing. Ultimately, the goal is to bring this new therapy to the clinic—and a new outlook on life to patients living with ZSD.

AmorChem, a group that provides expertise and venture capital for academic projects, is backing the initial funding of the program. "The collaborative nature of this project has created the ideal 'ecosystem' for discovery science to be de-risked," says Costas Karatzas, "and to be translated into clinical reality through a well-designed development path." ■



Costas Karatzas, PhD
Business Development and Contracts Office, RI-MUHC



Researcher **Nancy Braverman, MD, M.Sc.**



Winners of the 2017 AmorChem KNOCK OUT in Quebec City: **Dr. Nancy Braverman**, left, and doctoral student **Catherine Argyriou** won seed funding for a project that aims to advance therapy for vision




Over 1,200 research trainees generate new ideas

at the Research Institute of the McGill University Health Centre (RI-MUHC). This is a small sample of their joint accomplishments.

FOUNDING A BIOPHARMACEUTICAL STARTUP

Two postdoctoral fellows founded a biopharmaceutical startup based on their joint doctoral work in the laboratory of **Brian Chen, PhD** (Brain Repair and Integrative Neuroscience Program). Together they had developed Protein Quantitation Ratioing, which provides researchers with a tool to observe and measure protein synthesis in a single living cell over time. In 2018 they founded Geneboost, a company dedicated to accelerating drug discovery, with research associate **Farida Emran, PhD**. ■



Postdocs **Ibrahim Kays, PhD**, and **Chiu-An Lo, PhD** (left to right, standing), with colleague **Farida Emran, PhD**



Master's students **Mohamed Nazhat Al Yafi, MD** (second right), and **Noémie Joannette-Lafrance** (left), with FlapStat team

BEST BUSINESS CASE FOR NEW PRODUCT ADDRESSING A CLINICAL NEED

With teammates from L'École de technologie supérieure and the project mentorship of **Dr. Mirko Gilardino** (Injury Repair Recovery Program), two RI-MUHC students were on the interuniversity team that placed first in the 2018 presentations of the McGill-led Surgical Innovation Program. Their product concept, **FlapStat**, is a non-invasive probe that assesses blood perfusion of flaps during breast reconstructions, reducing necrosis and other complications. ■

TRAINEE-LED INITIATIVES AND OUTREACH

Three members of the RI-MUHC Trainee Council spearheaded initiatives that tap into needs of our current and future research trainees. The council produced a handbook to orient new trainees and hosted secondary students for a day to learn about careers in research. As members of RI-MUHC committees, these and other trainees participated this year in decision-making that affects them. Our Trainee Council puts trainees at the heart of the RI-MUHC! ■

With generous support from Desjardins, the Desjardins Centre for Advanced Training enhances career development and opportunities for our trainees.



Hilary Hendin and **Kim Phan**, doctoral students, and **Lama Yamani, PhD**, postdoctoral fellow (left to right)

MICHAL ABRAHAMOWICZ

Reviewers of the Year, *AJ Epidemiology* and Society for Epidemiologic Research

MARCEL BEHR

Fellow, Royal Society of Canada

MOSHE BEN-SHOSHAN

F. Estelle R. Simons Award for Research, Canadian Society of Allergy and Clinical Immunology

JOHN BERGERON, Professor emeritus

Chevalier, Ordre national du Québec

STEFANIE BLAIN MORAES

Top scientists under 40 World Economic Forum

NANCY BRAVERMAN

Winner, Lumira-AmorChem KNOCK OUT Event

MARCELO CANTAROVICH

President-elect, The Transplantation Society

STELLA DASKALOPOULOU

John J. Day Award of Excellence Heart & Stroke Foundation (Quebec)

ALAN EVANS

150 Medal, Senate of Canada

MATTHIAS FRIEDRICH

President, Society for Cardiovascular Magnetic Resonance

GABRIELLA GOBBI

Dr. Samarhji Lal Award for Mental Health Research, Graham Boeckh Foundation

PHIL GOLD

Einstein Legacy Award, Canadian Friends of Hebrew University Address to medical graduating class, Queen's University D.Sc. (honoris causa)

NADA JABADO

Appointed to Governing Council Canadian Institutes of Health Research

LARRY LANDS

Lifetime Achievement Award in Pediatric Respiriology, Canadian Thoracic Society

ANNETTE MAJNEMER

Fellowship Award, Canadian Association of Occupational Therapists

NANCY MAYO

President's Award, International Society of Quality of Life

EMILY MCDONALD

New Investigator Award, Canadian Society of Internal Medicine

MADHUKAR PAI

Among 75 most influential alumni, School of Public Health at University of California, Berkeley

Top 20 Canadian ideas to improve maternal and child health, Grand Challenges Canada

NITIKA PANT PAI

HCV Change Makers, *The Economist* Presentation at UNAID/IAPAC/PEPFAR Summit in Geneva

LOUISE PILOTE

Excellence Award for Sex and Gender Aspects, Berlin Institute of Health

BERNARD ROBAIRE

Gabriel L. Plaa Award of Distinction, Canadian Society of Toxicology

DAVID ROSENBLATT

Founders' Award for Career Achievement, Canadian College of Medical Geneticists

ERNEST SEIDMAN

International gastroenterology symposium in his honour, McGill University Health Centre

DONALD SHEPPARD

Mentor of the Year, Royal College of Physicians and Surgeons of Canada One of 10 best discoveries of 2017, Québec Science magazine Fellow, American Academy of Microbiology

ÉVELYNE VINET

Young Investigator Award, Canadian Rheumatology Association

JEFF WISEMAN WITH THE LEADS PARTNERSHIP

Outstanding International Research Collaboration Award, American Education Research Association Technology

MIGUEL BURNIER

MADHUKAR PAI
MORAG PARK
DONALD SHEPPARD
Fellows of the Canadian Academy of Health Sciences

RECOGNIZED BY MCGILL UNIVERSITY

CHARLES BOURQUE

Distinguished James McGill Professorship

SHERIF EMIL

Faculty of Medicine Haile T. Debas Prize

BRENDA MILNER

Medal for Exceptional Academic Achievement

ERWIN SCHURR

Distinguished James McGill Professorship

FONDS DE RECHERCHE DU QUÉBEC-SANTÉ (FRQS)

SUPPORT FOR RESEARCH IN TECHNOLOGY ASSESSMENT AND EVIDENCE-BASED MEDICINE IN UNIVERSITY HOSPITALS

James Brophy

RESEARCH CHAIRS

Nada Jabado
Edward Ruthazer
Donald Sheppard

NATIONAL RESEARCHER

Marina Klein

RESEARCH SCHOLARS

Carolyn Baglole
Andrea Benedetti
Sasha Bernatsky
Boris Bernhardt
Marie Brossard-Racine
Jean-François Cloutier
Etienne de Villers-Sidani
Nandini Dendukuri
Maziar Divangahi
Alice Dragomir
Mayada Elsabbagh
Reza Farivar-Mohenshi
Julio Fiore, Junior
Neda Bernasconi
Ivan Litvinov
Mary Macdonald
Christine Maheu
Bratislav Mistic
Cristian O'Flaherty
Christopher Pack
Nitika Pant Pai
Simon Rousseau
Maya Saleh
Madeleine Sharp

CLINICAL RESEARCH SCHOLARS

Faiz Ahmad Khan
Sero Andonian
Moshe Ben-Shoshan
Inés Colmegna
Cecilia Costiniuk
Kaberi Dasgupta
Stella Daskalopoulou
Simon Ducharme
Vidal Essebag
Lorenzo Ferri

Patricia Fontela
Bethany Foster
Isabelle Gagnon
Anne Gonzalez
Marta Kaminska
Wassim Kassouf
Bertrand Lebouché
Todd Lee
Ariane Marelli
Paul Martineau
Suzanne Morin
Dao Nguyen
Tuong-Vi Nguyen
Maryam Oskoui
Sushmita Pamidi
Jesse Papenburg
Kevin Petrecca
Ronald Postuma
Janet Rennick
Stéphane Rinfret
Michael Sebag
Giada Sebastiani
Jason Shahin
Yoanna Skrobik
Benjamin Smith
Jonathan Spicer
Myriam Srour
George Thanassoulis
Évelyne Vinet
Donald Vinh
Michael Weber
Pia Wintermark
Cédric Yansouni
Michael Zappitelli
George Zogopoulos

CANADIAN INSTITUTES OF HEALTH RESEARCH (CIHR)

APPLIED PUBLIC HEALTH CHAIR

David Buckeridge

CHAIR: GLAXOSMITH-KLINE PARTNERED

Jean Bourbeau

NEW INVESTIGATOR

Jonathan Afilalo
Geneviève Bernard
Per Jesper Sjöström

KRESCENT NEW INVESTIGATOR

Ruth Sapir-Pichhadze

CANADA RESEARCH CHAIRS

TIER 1

Bartha Knoppers
Mark Lathrop
Leonard Levin
Heidi McBride
William Muller
Madhukar Pai
Vassilios Papadopoulos
Guy Rouleau
Ernest Seidman
Michael Sullivan
Silvia Vidal

TIER 2

Brian Chen
Kolja Eppert
Reza Farivar-Mohseni
Ahmad Haidar
Dennis Jensen
Irah King

MCGILL UNIVERSITY

JAMES MCGILL PROFESSOR

Michal Abrahamowicz
Qutayba Hamid
Douglas Arnold
Chawki Benkelfat
Charles Bourque
Alan Evans
William Foulkes
Paul Goodyer
Sabah Hussain
Michael Kramer
Nancy Mayo
Peter McPherson
Alain Nepveu
Morag Park
Michael Petrides
Louise Pilote
Bernard Robaire
Rima Rozen
Erwin Schurr
Jan Seuntjens
Eric Shoubridge
Wayne Sossin
Stefano Stifani
Robyn Tamblyn
Jacquetta Trasler
Robert Zatorre

WILLIAM DAWSON SCHOLAR

Jacek Majewski
Peter Siegel

KILLAM SCHOLAR

Sylvain Baillet
Bernard Brais
Neda Bernasconi
Etienne de Villers-Sidani
Heidi McBride
Andrew Reader
Amir Shmuel
Hiroshi Tsuda



Selected from over 1,900 peer-reviewed publications

Investigators | Research trainees



**INJURY REPAIR
RECOVERY
PROGRAM**

Berian JR, Ban KA, Liu JB, Sullivan CL, Ko CY, Thacker JKM, **Feldman LS**. Association of an Enhanced Recovery Pilot With Length of Stay in the National Surgical Quality Improvement. *JAMA Surg* 153(4):358-365, 2018.

Hart A, Sivakumaran T, Burman M, Powell T, **Martineau PA**. A Prospective Evaluation of Femoral Tunnel Placement for Anatomic Anterior Cruciate Ligament Reconstruction Using 3-Dimensional Magnetic Resonance Imaging. *Am J Sports Med* 46(1):192-199, 2018.

Krock E, Millecamps M, **Currie JB**, Stone LS, **Haglund L**. Low back pain and disc degeneration are decreased following chronic toll-like receptor 4 inhibition in a mouse model. *Osteoarthritis Cartilage* 26(9):1236-1246, 2018.

Lee L, Mata J, Drosier RA, Kaneva P, Liberman S, Charlebois P, Stein B, **Fried GM**, **Feldman LS**. Incisional Hernia After Midline Versus Transverse Specimen Extraction Incision: A Randomized Trial in Patients Undergoing Laparoscopic Colectomy. *Ann Surg* 268(1):41-47, 2018.

Nooh A, **Goulding K**, Isler MH, Mottard S, Arteau A, Dion N, **Turcotte R**. Early Improvement in Pain and Functional Outcome but Not Quality of Life After Surgery for Metastatic Long Bone Disease. *Clin Orthop Relat Res* 476(3):535-545, 2018.

Pittayanon R, Rerknimitr R, **Barkun A**. Prognostic factors affecting outcomes in patients with malignant GI bleeding treated with a novel endoscopically delivered hemostatic powder. *Gastrointest Endosc* 87(4):994-1002, 2018.

Skrobik Y, Duprey MS, Hill NS, Devlin JW. Low-Dose Nocturnal Dexmedetomidine Prevents ICU Delirium. A Randomized, Placebo-controlled Trial. *Am J Respir Crit Care Med* 197(9):1147-1156, 2018.

Tanzer M, Graves SE, Peng A, Shimmin AJ. Is Cemented or Cementless Femoral Stem Fixation More Durable in Patients Older Than 75 Years of Age? A Comparison of the Best-performing Stems. *Clin Orthop Relat Res* 476(7):1428-1437, 2018.



**METABOLIC DISORDERS
AND COMPLICATIONS
PROGRAM**

Brazeau AS, **Nakhla M**, Wright M, Henderson M, Panagiotopoulos C, Pacaud D, Kearns P, **Rahme E**, **Da Costa D**, **Dasgupta K**. Stigma and Its Association With Glycemic Control and Hypoglycemia in Adolescents and Young Adults With Type 1 Diabetes: Cross-Sectional Study. *J Med Internet Res* 20(4):e151, 2018.

Cavaco BM, Canaff L, Nolin-Lapalme A, Vieira M, Silva TN, Saramago A, Domingues R, Rutter MM, Hudon J, Gleason JL, Leite V, **Hendy GN**. Homozygous Calcium-Sensing Receptor Polymorphism R544Q Presents as Hypocalcemic Hypoparathyroidism. *J Clin Endocrinol Metab* 103(8):2879-2888, 2018.

Chitramuthu BP, **Bennett HPI**, **Bateman A**. Progranulin: a new avenue towards the understanding and treatment of neurodegenerative disease. *Brain* 140(12):3081-3104, 2017.

Cybulsky AV. Endoplasmic reticulum stress, the unfolded protein response and autophagy in kidney diseases. *Nat Rev Nephrol* 13(11):681-696, 2017.

Duncan AE, Sessler DI, Sato H, Sato T, Nakazawa K, Carvalho G, Hatzakorzian R, Codere-Maruyama T, Abd-Elsayed A, Bose S, Said T, Mendoza-Cuartas M, Chowdhary H, Mascha EJ, Yang D, Gillinov AM, **Schricker T**. Hyperinsulinemic Normoglycemia during Cardiac Surgery Reduces a Composite of 30-day Mortality and Serious In-hospital Complications: A Randomized Clinical Trial. *Anesthesiology* 128(6):1125-1139, 2018.

Goldenberg RM, Assimakopoulos P, Gilbert JD, Gottesman IS, **Yale JF**. A practical approach and algorithm for intensifying beyond basal insulin in type 2 diabetes. *Diabetes Obes Metab* 20(9):2064-2074, 2018.

Senchuk MM, Dues DJ, Schaar CE, Johnson BK, Madaj ZB, Bowman MJ, Winn ME, **Van Raamsdonk JM**. Activation of DAF-16/FOXO by reactive oxygen species contributes to longevity in long-lived mitochondrial mutants in *Caenorhabditis elegans*. *PLoS Genet* 14(3):e1007268, 2018.

Tanaka KI, **Xue Y**, **Nguyen-Yamamoto L**, Morris JA, Kanazawa I, Sugimoto T, **Wing SS**, Richards JB, **Goltzman D**. FAM210A is a novel determinant of bone and muscle structure and strength. *Proc Natl Acad Sci U S A* 115(16):E3759-E3768, 2018.



**INFECTIOUS DISEASES
AND IMMUNITY
IN GLOBAL HEALTH PROGRAM**

Berard A, Sheehy O, Girard S, Zhao JP, **Bernatsky S**. Risk of preterm birth following late pregnancy exposure to NSAIDs or COX-2 inhibitors. *Pain* 159(5):948-955, 2018.

Blouin B, Casapia M, Joseph L, Kaufman JS, Larson C, **Gyorkos TW**. The effect of cumulative soil-transmitted helminth infections over time on child development: a 4-year longitudinal. *Int J Epidemiol* 47(4):1180-1194, 2018.

Cheng MP, Bogoch II, Green K, Plevneshi A, Rudnick W, Shigayeva A, McGeer A, **Lee TC**. Factors Associated With 30-Day Mortality Rate in Respiratory Infections Caused by *Streptococcus pneumoniae*. *Clin Infect Dis* 66(8):1282-1285, 2018.

Kizilay Mancini O, Lora M, Cuillerier A, **Shum-Tim D**, **Hamdy R**, Burelle Y, Servant MJ, Stochaj U, **Colmegna I**. Mitochondrial Oxidative Stress Reduces the Immunopotency of Mesenchymal Stromal Cells in Adults With Coronary Artery Disease. *Circ Res* 122(2):255-266, 2018.

Mehraj V, **Cox J**, **Lebouche B**, **Costiniuk C**, Cao W, Li T, Ponte R, Thomas R, Szabo J, Baril JG, Trottier B, Cote P, **LeBlanc R**, Bruneau J, Tremblay C, **Routy JP**. Socio-economic status and time trends associated with early ART initiation following primary HIV infection in Montreal, Canada: 1996 to 2015. *J Int AIDS Soc* 21(2), 2018.

Netchiporouk E, **Sasseville D**, Moreau L, Habel Y, **Rahme E**, **Ben-Shoshan M**. Evaluating Comorbidities, Natural History, and Predictors of Early Resolution in a Cohort of Children With Chronic Urticaria. *JAMA Dermatol* 153(12):1236-1242, 2017.

Ricciardi A, Zelt NH, Visitsunthorn K, Dalton JP, **Ndao M**. Immune Mechanisms Involved in *Schistosoma mansoni*-Cathepsin B Vaccine Induced Protection in Mice. *Front Immunol* 9:1710, 2018.

Semret M, **Ndao M**, Jacobs J, **Yansouni CP**. Point-of-care and point-of-care: leveraging reference-laboratory capacity for integrated diagnosis of fever syndromes in the tropics. *Clin Microbiol Infect* 24(8):836-844, 2018.



**CANCER RESEARCH
PROGRAM**

Comperat E, Varinot J, Moroch J, Eymerit-Morin C, **Brimo F**. A practical guide to bladder cancer pathology. *Nat Rev Urol* 15(3):143-154, 2018.

Cooper DR, Capobianco JA, **Seuntjens J**. Radioluminescence studies of colloidal oleate-capped beta-Na(Gd,Lu)F4:Ln(3+) nanoparticles (Ln = Ce, Eu, Tb). *Nanoscale* 10(16):7821-7832, 2018.

Garzia L, Kijima N, Morrissy AS, De Antonellis P, Guerreiro-Stucklin A, Holgado BL, Wu X, Wang X, Parsons M, Zayne K, Manno A, Kuzan-Fischer C, Nor C, Donovan LK, Liu J, Qin L, Garancher A, Liu KW, Mansouri S, Luu B, Thompson YY, Ramaswamy V, Peacock J, Farooq H, Skowron P, Shih DJH, Li A, Ensan S, Robbins CS, Cybulsky M, Mitra S, Ma Y, Moore R, Mungall A, Cho YJ, Weiss WA, Chan JA, Hawkins CE, Massimino M, **Jabado N**, Zapotocky M, Sumerauer D, Bouffet E, Dirks P, Tabori U, Sorensen PHB, Brastianos PK, Aldape K, Jones SJM, Marra MA, Woodgett JR, Wechsler-Reya RJ, Fuhs DW, Taylor MD. A Hematogenous Route for Medulloblastoma Leptomeningeal Metastases. *Cell* 172(5):1050-1062 e14, 2018.

Goudie C, Witkowski L, Vairy S, McCluggage WG, **Foulkes WD**. Paediatric ovarian tumours and their associated cancer susceptibility syndromes. *J Med Genet* 55(1):1-10, 2018.

Hirukawa A, Smith HW, Zuo D, Dufour CR, **Savage P**, Bertos N, Johnson RM, Bui T, Bourque G, Basik M, **Giguere V**, **Park M**, **Muller WJ**. Targeting EZH2 reactivates a breast cancer subtype-specific anti-metastatic transcriptional program. *Nat Commun* 9(1):2547, 2018.

Melosky B, Chu Q, Juergens RA, Leighl N, Ionescu D, Tsao MS, McLeod D, **Hirsh V**. Breaking the biomarker code: PD-L1 expression and checkpoint inhibition in advanced NSCLC. *Cancer Treat Rev* 65:65-77, 2018.

Vaniotis G, **Rayes RF**, Qi S, **Milette S**, Wang N, Perrino S, Bourdeau F, Nystrom H, He Y, **Lamarche-Vane N**, **Brodt P**. Collagen IV-conveyed signals can regulate chemokine production and promote liver metastasis. *Oncogene* 37(28):3790-3805, 2018.

Zoroquiain P, **Esposito E**, **Logan P**, **Aldrees S**, Dias AB, Mansure JJ, Santapau D, Garcia C, Saornil MA, Belfort Neto R, **Burnier MN**. Programmed cell death ligand-1 expression in tumor and immune cells is associated with better patient outcome and decreased tumor-infiltrating lymphocytes in uveal melanoma. *Mod Pathol* 31(8):1201-1210, 2018.



BRAIN REPAIR AND INTEGRATIVE NEUROSCIENCE PROGRAM

Atkin T, Comai S, **Gobbi G**. *Drugs for Insomnia beyond Benzodiazepines: Pharmacology, Clinical Applications, and Discovery*. **Pharmacol Rev** 70(2):197-245, 2018.

Chadnova E, Reynaud A, Clavagnier S, Baker DH, **Baillet S, Hess RF**. *Interocular interaction of contrast and luminance signals in human primary visual cortex*. **Neuroimage** 167:23-30, 2018.

Dawson BK, **Fereshtehnejad SM**, Anang JBM, Nomura T, Rios-Romenets S, Nakashima K, Gagnon JF, **Postuma RB**. *Office-Based Screening for Dementia in Parkinson Disease: The Montreal Parkinson Risk of Dementia Scale in 4 Longitudinal Cohorts*. **JAMA Neurol** 75(6):704-710, 2018.

Di Cristo G, Awad PN, **Hamidi S, Avoli M**. *KCC2, epileptiform synchronization, and epileptic disorders*. **Prog Neurobiol** 162:1-16, 2018.

Gizowski C, Bourque CW. *The neural basis of homeostatic and anticipatory thirst*. **Nat Rev Nephrol** 14(1):11-25, 2018.

Jones EV, Bernardinelli Y, Zarruk JG, Chierzi S, **Murai KK**. *SPARC and GluA1-Containing AMPA Receptors Promote Neuronal Health Following CNS Injury*. **Front Cell Neurosci** 12:22, 2018.

Nguyen TV, Wu M, Lew J, Albaugh MD, Botteron KN, Hudziak JJ, Fonov VS, Collins DL, Campbell BC, Booij L, Herba C, Monnier P, **Ducharme S**, McCracken JT. *Dehydroepiandrosterone impacts working memory by shaping cortico-hippocampal structural covariance during development*. **Psychoneuroendocrinology** 86:110-121, 2017.

Yau Y, Zeighami Y, Baker TE, Larcher K, Vainik U, Dadar M, Fonov VS, Hagmann P, Griffa A, Mistic B, **Collins DL, Dagher A**. *Network connectivity determines cortical thinning in early Parkinson's disease progression*. **Nat Commun** 9(1):12, 2018.


TRANSLATIONAL RESEARCH IN RESPIRATORY DISEASES PROGRAM

Abdallah SJ, Wilkinson-Maitland C, Saad N, Li PZ, **Smith BM, Bourbeau J, Jensen D**. *Effect of morphine on breathlessness and exercise endurance in advanced COPD: a randomised crossover trial*. **Eur Respir J** 50(4), 2017.

Janaudis-Ferreira T, Carr SJ, Harrison SL, Gershon AS, **Milner SC**, Carr S, Fishbein D, Goldstein R. *Can Patients With COPD Assimilate Disease-Specific Information During an Acute Exacerbation?: Results of a Pilot Randomized Controlled Trial*. **Chest** 154(3):588-596, 2018.

Kaufmann E, Sanz J, **Dunn JL, Khan N, Mendonca LE**, Pacis A, Tzelepis F, **Pernet E**, Dumaine A, Grenier JC, Mailhot-Leonard F, Ahmed E, Belle J, Besla R, **Mazer B, King IL**, Nijnik A, Robbins CS, Barreiro LB, **Divangahi M**. *BCG Educates Hematopoietic Stem Cells to Generate Protective Innate Immunity against Tuberculosis*. **Cell** 172(1-2):176-190 e19, 2018.

Kessler R, Casan-Clara P, Koehler D, Tognella S, Viejo JL, Dal Negro RW, Diaz-Lobato S, Reissig K, Rodriguez Gonzalez-Moro JM, Devouassoux G, Chavaillon JM, Botrus P, Arnal JM, Ancochea J, Bergeron-Lafaurie A, De Abajo C, Randerath WJ, Bastian A, Cornelissen CG, Nilius G, Texereau JB, **Bourbeau J**. *COMET: a multicomponent home-based disease-management programme versus routine care in severe COPD*. **Eur Respir J** 51(1), 2018.

Menzies D, Adjobimey M, Ruslami R, Trajman A, Sow O, Kim H, Obeng Baah J, Marks GB, Long R, Hoepfner V, Elwood K, Al-Jahdali H, Gninafon M, Apriani L, Koesoemadinata RC, Kritski A, Rolla V, Bah B, Camara A, Boakye I, Cook VJ, Goldberg H, Valiquette C, Hornby K, Dion MJ, Li PZ, Hill PC, **Schwartzman K, Benedetti A**. *Four Months of Rifampin or Nine Months of Isoniazid for Latent Tuberculosis in Adults*. **N Engl J Med** 379(5):440-453, 2018.

Pamidi S, Kimoff RJ. *Maternal Sleep-Disordered Breathing*. **Chest** 153(4):1052-1066, 2018.

Restori KH, Srinivasa BT, **Ward BJ, Fixman ED**. *Neonatal Immunity, Respiratory Virus Infections, and the Development of Asthma*. **Front Immunol** 9:1249, 2018.

Smith BM, Traboulsi H, Austin JHM, Manichaikul A, Hoffman EA, Blecker ER, Cardoso WV, Cooper C, Couper DJ, Dashnaw SM, Guo J, Han MK, Hansel NN, Hughes EW, Jacobs DR, Jr., Kanner RE, Kaufman JD, Kleerup E, Lin CL, Liu K, Lo Cascio CM, Martinez FJ, Nguyen JN, Prince MR, Rennard S, Rich SS, Simon L, Sun Y, Watson KE, Woodruff PG, **Baglote CJ**, Barr RG. *Human airway branch variation and chronic obstructive pulmonary disease*. **Proc Natl Acad Sci U S A** 115(5):E974-E981, 2018.


CARDIOVASCULAR HEALTH ACROSS THE LIFESPAN PROGRAM

Abrahamowicz M, Esdaile JM, Ramsey-Goldman R, Simon LS, Strand V, Lipsky PE. *Development and Validation of a Novel Evidence-Based Lupus Multivariable Outcome Score for Clinical Trials*. **Arthritis Rheumatol** 70(9):1450-1458, 2018.

Choi HY, Ruel I, Malina A, Garrod DR, Oda MN, Pelletier J, **Schwertani A, Genest J**. *Desmocollin 1 is abundantly expressed in atherosclerosis and impairs high-density lipoprotein biogenesis*. **Eur Heart J** 39(14):1194-1202, 2018.

Cohen S, Liu A, Gurvitz M, Guo L, Therrien J, Laprise C, Kaufman JS, **Abrahamowicz M, Marelli AJ**. *Exposure to Low-Dose Ionizing Radiation From Cardiac Procedures and Malignancy Risk in Adults With Congenital Heart Disease*. **Circulation** 137(13):1334-1345, 2018.

Elharram M, Dayan N, Kaur A, Landry T, **Pilote L**. *Long-Term Cognitive Impairment After Preeclampsia: A Systematic Review and Meta-analysis*. **Obstet Gynecol** 132(2):355-364, 2018.

Emmott A, **Alzahrani H, Alreshidan M**, Therrien J, Leask RL, **Lachapelle K**. *Transesophageal echocardiographic strain imaging predicts aortic biomechanics: Beyond diameter*. **J Thorac Cardiovasc Surg** 156(2):503-512 e1, 2018.

Labos C, Brophy JM, Smith GD, **Sniderman AD, Thanassoulis G**. *Evaluation of the Pleiotropic Effects of Statins: A Reanalysis of the Randomized Trial Evidence Using Egger Regression-Brief Report*. **Arterioscler Thromb Vasc Biol** 38(1):262-265, 2018.

Pighi M, Theriault-Lauzier P, Alosaimi H, Spaziano M, **Martucci G**, Xiong TY, Buithieu J, Ybarra LF, **Afilalo J**, Leipsic J, Ozden Tok O, **Mousavi N**, Mangiameli A, Pilgrim T, Praz F, Windecker S, **Piazza N**. *Fluoroscopic Anatomy of Right-Sided Heart Structures for Transcatheter Interventions*. **JACC Cardiovasc Interv** 11(16):1614-1625, 2018.

Ybarra LF, Dautov R, Gibrat C, **Dandona S, Rinfret S**. *Midterm Angina-Related Quality of Life Benefits After Percutaneous Coronary Intervention of Chronic Total*. **Can J Cardiol** 33(12):1668-1674, 2017.


CHILD HEALTH AND HUMAN DEVELOPMENT PROGRAM

El-Hayek S, Yang Q, **Abbassi L**, FitzHarris G, **Clarke HJ**. *Mammalian Oocytes Locally Remodel Follicular Architecture to Provide the Foundation for Germline-Soma Communication*. **Curr Biol** 28(7):1124-1131 e3, 2018.

Foster BJ, Pai ALH, Zelikovsky N, Amaral S, Bell L, Dharnidharka VR, Hebert D, Holly C, Knauper

B, Matsell D, Phan V, Rogers R, Smith JM, Zhao H, Furth SL. *A Randomized Trial of a Multicomponent Intervention to Promote Medication Adherence: The Teen Adherence in Kidney Transplant Effectiveness of Intervention Trial (TAKE-IT)*. **Am J Kidney Dis** 72(1):30-41, 2018.

Garnier D, Meehan B, Kislinger T, **Daniel P, Sinha A, Abdulkarim B**, Nakano I, **Rak J**. *Divergent evolution of temozolomide resistance in glioblastoma stem cells is reflected in extracellular vesicles and coupled with radiosensitization*. **Neuro Oncol** 20(2):236-248, 2018.

Gueant JL, Chery C, Oussalah A, Nadaf J, Coelho D, Josse T, Flayac J, **Robert A**, Koscinski I, Gastin I, Filhine-Tresarrieu P, **Pupavac M, Brebner A**, Watkins D, **Pastinen T**, Montpetit A, **Hariri F**, Tregouet D, Raby BA, Chung WK, Morange PE, Froese DS, Baumgartner MR, Benoist JF, Ficicioglu C, Marchand V, Motorin Y, Bonnemains C, Feillet F, **Majewski J, Rosenblatt DS**. *APRX1 mutant allele causes a MMACHC secondary epimutation in cblC patients*. **Nat Commun** 9(1):67, 2018.

Laverdiere I, **Boileau M**, Neumann AL, Frison H, Mitchell A, Ng SWK, **Wang JCY**, Minden MD, **Eppert K**. *Leukemic stem cell signatures identify novel therapeutics targeting acute myeloid leukemia*. **Blood Cancer J** 8(6):52, 2018.

Mendes MI, **Gutierrez Salazar M**, Guerrero K, Thiffault I, Salomons GS, Gauquelin L, Tran LT, Forget D, Gauthier MS, Waisfisz Q, Smith DEC, Simons C, van der Knaap MS, Marquardt I, Lemes A, Mierzevska H, Weschke B, Koehler W, Coulombe B, Wolf NI, **Bernard G**. *Bi-allelic Mutations in EPRS, Encoding the Glutamyl-Prolyl-Aminoacyl-tRNA Synthetase, Cause a Hypomyelinating Leukodystrophy*. **Am J Hum Genet** 102(4):676-684, 2018.

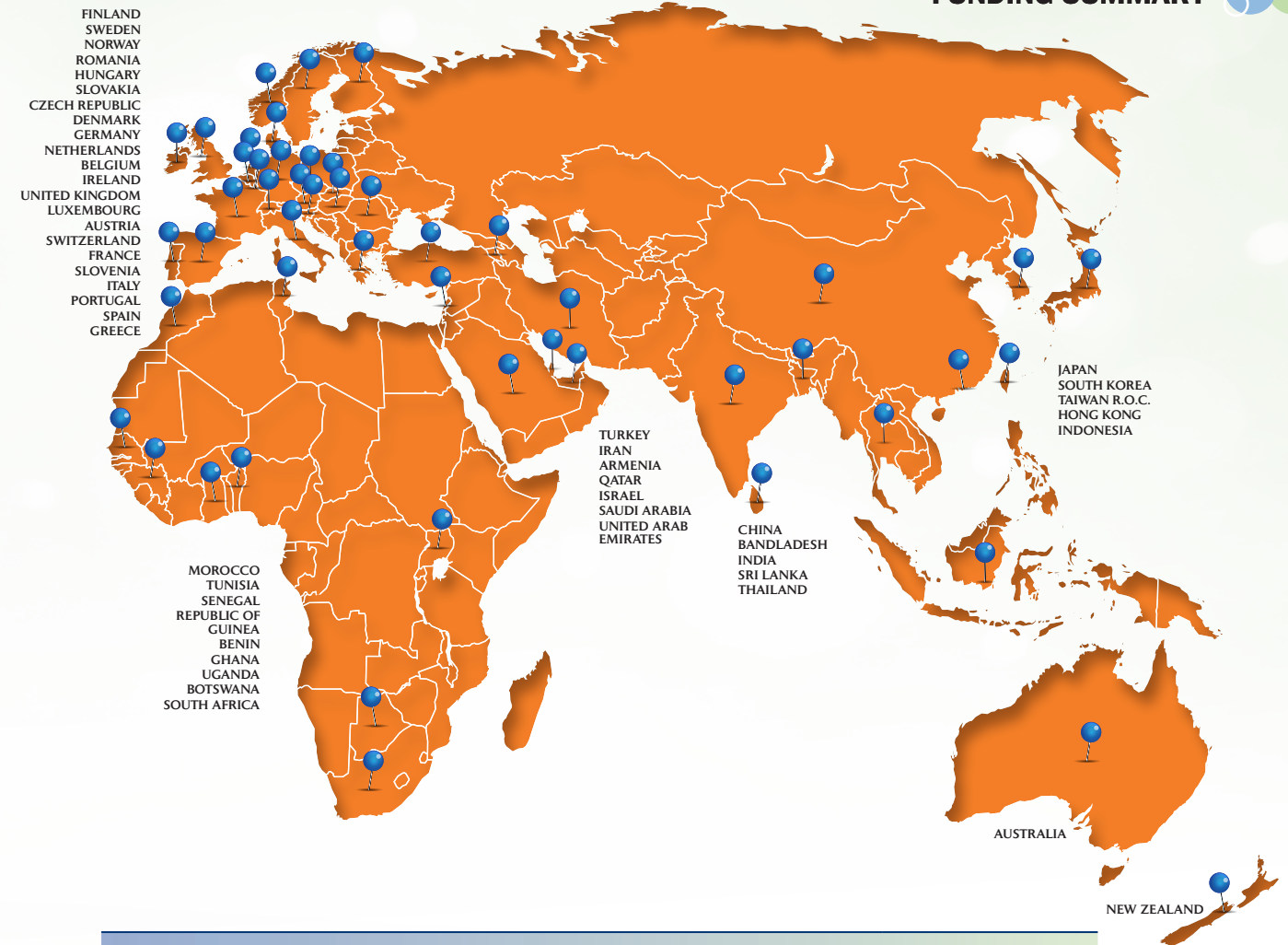
Shapiro AJ, Davis SD, Polineni D, Manion M, Rosenfeld M, Dell SD, Chilvers MA, Ferkol TW, Zariwala MA, Sagel SD, Josephson M, Morgan L, Yilmaz O, Olivier KN, Milla C, Pittman JE, Daniels MLA, Jones MH, Janahi IA, Ware SM, **Daniel SJ**, Cooper ML, Noguee LM, Anton B, Eastvold T, Ehrne L, Guadagno E, Knowles MR, Leigh MW, Lavergne V. *Diagnosis of Primary Ciliary Dyskinesia. An Official American Thoracic Society Clinical Practice Guideline*. **Am J Respir Crit Care Med** 197(12):e24-e39, 2018.

Yang S, Martin RM, Oken E, Hameza M, Doniger G, Amit S, Patel R, Thompson J, Rifas-Shiman SL, Vilchuck K, Bogdanovich N, **Kramer MS**. *Breastfeeding during infancy and neurocognitive function in adolescence: 16-year follow-up of the PROBIT cluster-randomized trial*. **PLoS Med** 15(4):e1002554, 2018.



OUR WORLDWIDE NETWORK

Ongoing research collaborations with **62** countries



INSTITUTIONAL GRANTS	2017-2018 \$
Fonds de recherche du Québec-Santé	4,982,260
Research Support Fund (Government of Canada)	4,579,235
McGill University Health Centre (MUHC) Foundations	902,698
Other revenues	5,378,395
Canada Foundation for Innovation-Research Hospital Fund	4,808,041
TOTAL	20,650,629

RESEARCH PROJECTS	2017-2018 \$
Canadian Institutes of Health Research	50,997,156
Industry	17,318,122
Other (various granting agencies)	16,365,210
MUHC (including Foundations) and McGill University	14,427,350
Ministère de l'Éducation et de l'Enseignement supérieur du Québec	9,411,363
Canada Foundation for Innovation	8,256,296
Fonds de recherche du Québec-Santé	6,745,292
National Institutes of Health	4,870,808
Natural Sciences and Engineering Research Council of Canada	4,823,301
Génome Québec and Genome Canada	4,015,085
U.S. Department of Defense	3,098,273
Brain Canada Foundation	2,940,885
Canada Research Chairs	2,625,000
Bill & Melinda Gates Foundation	1,720,098

RESEARCH PROJECTS CONT'D	2017-2018 \$
Terry Fox Foundation	1,446,513
Consortium québécois sur la découverte du médicament	1,128,940
Mutiple Sclerosis Society of Canada	1,107,168
Networks of Centres of Excellence of Canada	679,939
MITACS	672,922
Cystic Fibrosis Canada	623,014
Fonds de recherche du Québec-Nature et technologies	600,668
Public Health Agency of Canada	582,317
Stop TB Partnership	560,908
Canadian Cancer Society Research Institute	532,357
Progressive MS Alliance	532,243
JDRF	519,105
Merck & Company, Inc.	513,832
Costello Bequest Foundation	481,039
Canadian Partnership Against Cancer	463,563
Amyotrophic Lateral Sclerosis Society of Canada	461,201
Michael J. Fox Foundation	392,155
Muscular Dystrophy Association	385,058
Richard and Edith Strauss Canada Foundation	372,019
International Development Research Centre	324,359
Fonds de recherche du Québec-Société et culture	314,591
Structural Genomics Consortium	300,000
TOTAL	160,608,150
TOTAL FUNDING	181,258,780



BOARD OF DIRECTORS

Raymond Royer
CHAIR

Louise Proulx
VICE-CHAIR

Pierre Lortie
TREASURER

Cinzia Raponi
SECRETARY

Martine Alfonso
Graham Bagnall
Jacques Dupuis
David Eidelman
William Fraser
Daniel Gagnier
Rose Goldstein
Bruce Mazer
Nicolas Steinmetz

CENTRE DIRECTORS

Jean Bourbeau
CENTRE FOR INNOVATIVE MEDICINE

Michael Kramer
CENTRE FOR OUTCOMES RESEARCH
AND EVALUATION

Donald van Meyel
CENTRE FOR TRANSLATIONAL BIOLOGY

**SCIENTIFIC LEADERSHIP
COMMITTEE**

Bruce Mazer
CHAIR

Jenny Koulis
SECRETARY

Jean Bourbeau
Edward Harvey
Costas Karatzas
Michael Kramer
Ariane Marelli
James Martin
Peter Metrakos
Keith Murai
Basil Petrof
Constantin Polychronakos
Erwin Schurr
Simon Wing
Donald van Meyel

**AUDIT/INVESTMENT
COMMITTEE**

Pierre Lortie
CHAIR

Cinzia Raponi
SECRETARY

Graham Bagnall
Stéphane Beaudry
Jaime Pimstone
Louise Proulx
Bruce Mazer

**MANAGEMENT
COMMITTEE**

Bruce Mazer
CHAIR

Jenny Koulis
SECRETARY

Jean Bourbeau
Miguel Burnier
David Eidelman
Gerald Fried
Philippe Gros
Costas Karatzas
Michael Kramer
James Martin
Cinzia Raponi
Aimee Ryan
Michael Shevell
Donald van Meyel
Simon Wing

**RESEARCH PROGRAM
COUNCIL**

Simon Wing
CHAIR

Basil Petrof
VICE-CHAIR

Jenny Koulis
SECRETARY

Emily Bell
Jean Bourbeau
Miguel Burnier
Gerald Fried
Ed Harvey
Hilary Hendin*
Costas Karatzas
Michael Kramer
Virginia Lee
Ariane Marelli
James Martin
Bruce Mazer
Peter Metrakos
Keith Murai
Kim Phan*
Constantin Polychronakos
Cinzia Raponi
Amanda Rossi*
Aimee Ryan
Erwin Schurr
Michael Shevell
Donald van Meyel

*Trainee Council representatives

**SPACE MANAGEMENT
COMMITTEE**

Donald van Meyel
CHAIR

Jean Bourbeau
Jean-Marie Chavannes
Jean Ghannoum
Susan James
Michael Kramer
Bruce Mazer
Cinzia Raponi

**EXECUTIVE OPERATIONS
COMMITTEE**

Bruce Mazer
CHAIR

Carolina Mancini
SECRETARY

Jean-Marie Chavannes
Lucie Côté
Stephan Fullum
Susan James
Costas Karatzas
Jaime Pimstone
Cinzia Raponi
Sonia Rea



More than a research hospital: A hospital driven by research!

Together we have the means to leverage discoveries that improve the health of individual patients across their lifespan.

AT THE RESEARCH INSTITUTE of the McGill University Health Centre (RI-MUHC) we are deeply grateful to our donors and volunteers, and to the foundations and auxiliaries affiliated with the MUHC.

We also thank provincial, federal and other funding partners, including the Canada Foundation for Innovation, the Fonds de recherche du Québec-Santé and the Ministère de la Santé et des Services sociaux. Their support remains a key driver of our success. ■

- ▶ CEDARS CANCER FOUNDATION
- ▶ MCGILL UNIVERSITY HEALTH CENTRE FOUNDATION
- ▶ MONTREAL CHILDREN'S HOSPITAL FOUNDATION
- ▶ MONTREAL GENERAL HOSPITAL FOUNDATION
- ▶ ROYAL VICTORIA HOSPITAL FOUNDATION
- ▶ THE AUXILIARY OF THE MONTREAL GENERAL HOSPITAL



THE MONTREAL GENERAL HOSPITAL (MGH) FOUNDATION, with the **Max Pacioretty Foundation**, raised funds for a state-of-the-art MRI machine for the MGH Traumatic Brain Injury Program, a world leader in research and treatment of concussions. Codelife.ca

Left to right: **Dr. David S. Mulder, Martine Alfonso, Max Pacioretty, Reza Farivar, PhD, Jean-Guy Gourdeau**



THE RI-MUHC AMPHITHEATRE WAS NAMED THIS YEAR AFTER DRs. SYLVIA AND RICHARD CRUESS, who inspired the community to contribute almost \$7 million in the first eight months of the **MUHC Foundation's** research fundraising campaign. muhcfoundation.com

Left to right: **Dr. David Eidelman, Dr. Sylvia Cruess, Dr. Richard Cruess, Dr. Bruce Mazer**



THE MONTREAL CHILDREN'S HOSPITAL FOUNDATION, WITH THE FOUNDATION OF STARS, supports innovative and key research projects. fondationduchildren.com/en/ www.foundationofstars.ca/en

Foundation of Stars, left to right: **Josée Saint-Pierre**, president and director general; **Maripier Morin**, spokesperson; **Marilie and Samuel**, enfants étoile; **Marie-Julie Allard**, doctoral candidate and recipient of a Foundation of Stars bursary.



ABOUT THIS REPORT

STATISTICS

Represent fiscal year 2018 (April 1, 2017 to March 31, 2018), unless indicated otherwise

RESEARCH FUNDS

Grants, contracts (including indirect costs), studentships, salary awards from peer-reviewed agencies, and funding from university and hospital foundations

Administered at either the RI-MUHC or McGill University, for RI-MUHC researchers

RESEARCHERS

Individuals conducting active and independent research, who have received at least \$5,000 in research funding during the fiscal year

STAFF

Administrative and research staff located at MUHC locations

PUBLICATIONS

Selected from September 2017 to August 2018

COUNTS

Active researchers are counted as of June 2018

Research trainees are counted as of June 2017

Staff are counted as of April 2018. Excludes researchers and trainees as well as staff located at the Montreal Neurological Institute and McGill Campus

EDITOR-IN-CHIEF

Alison Burch, Marketing and Communications, RI-MUHC

CONTRIBUTORS

André Simard and Jingjun (Julia) Yu, Data Management Office, RI-MUHC

Necola Guerrina

Maria Turner

TRANSLATOR

Catherine Jalbert

PHOTOGRAPHERS

Michael Cichon, Guylaine De Gregario and Pierre Dubois, Medical Multimedia Services, MUHC

Claude-Simon Langlois, langloisphoto.com

GRAPHIC DESIGNERS

Ildiko A. Horvath and Linda Jackson, Medical Multimedia Services, MUHC

PRINTER

Le Groupe Quadriscan

Research Institute of the McGill University Health Centre (RI-MUHC)

Marketing and Communications
2155 Guy St., 5th floor
Montreal, Quebec, Canada H3H 2R9

RIMUHC.CA



© Copyright 2018. All rights reserved.